

MALDEN OAKS


Exam Revision Advice and Support Booklet



Malden Oaks School & Tuition Service
Specialist SEMH Education for Kingston and Richmond

2025-26

Subject	Revision Advice *How to revise *Key topics to focus on	Revision material *Books *Websites
General revision support	<ul style="list-style-type: none"> • Read through the key topics and use them to find the most suited revision skills for you. • Use the planner to organise your revision days and times. 	<ul style="list-style-type: none"> • CGP: How to revise for GCSE- study skills and revision planner- LINK. • ISBN 9781789082807
English -IGCSE	<p><u>Paper One:</u> There are 3 sections and you need to plan your answers carefully.</p> <ul style="list-style-type: none"> • Watch the revision videos and make notes. • If you don't feel confident with question 2d or you are running out of time (the long reading question) focus on answering question 3 instead as it is worth 25 marks. • Afterwards, look at CAIE past papers and so to remind yourself what the paper looks like. • Work through the markscheme. <p><u>Paper 2:</u> You are only entered for this option if you DID NOT complete a coursework portfolio.</p> <p>There are two sections.</p>	<p><u>Paper One:</u></p> <ul style="list-style-type: none"> • Exam Overview Language Paper 1: CIE IGCSE 0500/0990 (watch this video first) • CAIE Paper 1 IGCSE English Language Past Papers and Markschemes <p>Additional resources:</p> <ul style="list-style-type: none"> • Language-Paper-1---Introduction.pptx • 0990 Paper 1 Question 2(d) structure plus cloze and matching • English Top Tips Exam Revision Sheet.docx <p><u>Paper 2 advice:</u> (only for those students who have not completed the three assignments needed for the coursework portfolio)</p> <ul style="list-style-type: none"> • Paper Two Video • There are videos giving advice for each section in the link below.



Subject	Revision Advice *How to revise *Key topics to focus on	Revision material *Books *Websites
	<ul style="list-style-type: none"> ● <u>Section A</u>: Answer the question in Section A using the two reading texts to support your answer. ● <u>Section B</u>: Choose ONE question from the options (narrative or description). It might help you to start with this section first. 	<ul style="list-style-type: none"> ● <u>Language IGCSE Ms Duckworth's Classroom</u>
English Literature	<ul style="list-style-type: none"> ● Re- read the texts and your annotations, using the revision resources shared with you in class and on Google classroom. ● Use the videos to support your learning. ● Alternatively, use BBC Bitesize/and or linked websites to support your revision. ● Look carefully at past exam papers and their marks schemes to help you plan your responses. 	<p><u>Past Papers:</u></p> <ul style="list-style-type: none"> ● <u>AQA Paper 1 GCSE English</u> ● <u>Literature Past Papers</u> ● <u>AQA Paper 2 GCSE English Literature Past Papers</u> <p><u>General sites:</u></p> <ul style="list-style-type: none"> ● <u>Poetry - GCSE English Literature</u> ● <u>Revision - AQA - BBC Bitesize</u> ● <u>AQA English Revision</u> <p><u>Paper 1 Section A</u></p> <p> <u>Macbeth Act 1 Summary</u> (each act should follow)</p> <ul style="list-style-type: none"> ● <u>Macbeth Revision- themes</u> ● <u>Macbeth</u>

Subject	Revision Advice *How to revise *Key topics to focus on	Revision material *Books *Websites
		<p><u>Paper 1 Section B</u></p> <ul style="list-style-type: none"> • A Christmas Carol: AQA GCSE English Section B: A Christmas Carol - PMT <p><u>Paper 2 Section A</u></p> <ul style="list-style-type: none"> • AQA GCSE English Section B: An Inspector Calls - PMT <p><u>Paper 2 Section B: Choose the cluster you studied</u></p> <p>Power and Conflict: AQA Power and Conflict Poems - Explained - YouTube</p> <p>AQA GCSE English Section B: Power and Conflict Poetry Anthology - PMT</p> <p>Love and Relationships:</p> <p>Love and Relationships Poetry: how to respond to an essay question (AQA GCSE English Literature)</p> <p><u>Paper 2 Section C:</u></p> <p><u>AQA GCSE English Section C: Unseen Poetry - PMT</u></p>
Maths	<p>There are a range of online links - it is good practice to focus on a range of questions from different topics, particularly those you are unsure of-</p> <ul style="list-style-type: none"> • Maths Genie https://mathsgenie.co.uk 	<ul style="list-style-type: none"> • Website: Mathswatch https://mathsgenie.co.uk <p><u>Physical Revision Guide:</u></p> <p>The GCSE AQA Mathematics for the Grade 9 - 1 course: The Revision Guide - Foundation</p>

Subject	Revision Advice *How to revise *Key topics to focus on	Revision material *Books *Websites
	<ul style="list-style-type: none"> All topics grades 1 - 9. Video teaching on each topic with worksheets set on each video clip as well as the solutions. Topics graded in chronological order from grades 1 - 9. No login to Maths Genie required. Besides just looking at the AQA papers I would advise to also look at the Edexcel Papers, as it contains model answers. There is also a YouTube video set on each Edexcel paper with a thorough explanation on each exam question. The video content can be accessed here: Maths Genie • Edexcel GCSE Maths Past Papers, Mark Schemes, Model Answers and Video Solutions 	<p>Level or Higher Level by CGP.</p> <ul style="list-style-type: none"> Physical Revision Guide: The GCSE AQA Mathematics for the Grade 9 - 1 course: The Revision Guide - Foundation Level or Higher Level by CGP. Not all students like online resources, we therefore provide students with the above physical resource. This resource contains examples on how to work out maths problems. It also contains revision questions at the end of each section. All answers are available in the back of the revision guide.
Science-Biology	<ul style="list-style-type: none"> Watch the core practical videos online then try and recall key facts. A large portion of the exams are based around these and working scientifically so the videos are highly beneficial. Make notes, flash cards, mind maps and complete practice questions. <p>AQA Topics to focus on:</p> <ul style="list-style-type: none"> Cell Biology: Cell structure/ Cell division/ 	<ul style="list-style-type: none"> GCSE core practicals biology playlist https://www.bbc.co.uk/bitesize/examspecs/zpgcbk7 https://app.senecalearning.com/classroom/course/9cc79e80-0731-11e8-91ec-b17b7b8a21b8/section/c5dfcdc0-0735-11e8-b824-274a5fea8773/session Please ask your teacher for a GCSE Knowledge Retriever Booklet Biology Past papers and mark schemes available on request

Subject	Revision Advice *How to revise *Key topics to focus on	Revision material *Books *Websites
	<p>Transport in cells</p> <ul style="list-style-type: none"> ● Organisation:Animal organisation- Gaseous exchange systems- digestion-transport systems/ plant organisation/ non-communicable disease ● Infection and response: Communicable diseases/ Treating, curing and preventing disease/ plant disease ● Bioenergetics: Photosynthesis / respiration/ ● Homeostasis and response: The human nervous system, the human endocrine system ● Inheritance, variation and evolution: Reproduction ● Use the STEM function on Tiktok instead of constantly doomscrolling! 	
Science- Chemistry	<ul style="list-style-type: none"> ● Watch the core practical videos online then try and recall key facts. ● A large portion of the exams are based around these and working scientifically so the videos are highly beneficial. ● Make notes, flash cards, mind maps and complete practice questions. <p>AQA Topics to focus on:</p> <ul style="list-style-type: none"> ● Working scientifically: Scientific method, risks and hazards, collecting data, processing data. ● Atomic structure and the periodic table: Atoms, elements, isotopes, separation techniques, 	<ul style="list-style-type: none"> ● GCSE core practicals chemistry playlist ● https://www.bbc.co.uk/bitesize/examspecs/z8xtmnb ● https://app.senecalearning.com/classroom/course/55c3c9d0-1be7-11e8-8a14-e5ed980bc25f/section/4a29dbe0-1be8-11e8-8a14-e5ed980bc25f/session ● Please ask your teacher for a GCSE Knowledge Retriever Booklet Chemistry ● Past papers and mark schemes available on request

Subject	Revision Advice *How to revise *Key topics to focus on	Revision material *Books *Websites
	<p>history of the atom, history of the periodic table, group 1, group 7, group 0.</p> <ul style="list-style-type: none"> ● Bonding, structure and the properties of matter: Ionic bonding, covalent bonding, simple molecular substances, larger covalent substances, metallic bonding, states of matter, nanoparticles ● Quantitative chemistry: Amounts of substances, moles, conservation of mass, concentration atom economy, percentage yield. ● Chemical changes: Acids and alkalis, titration, strong vs weak acids, reactivity of metals, metal oxides, redox reactions, electrolysis. ● Use the STEM function on Tiktok instead of constantly doomscrolling! 	
Science - Physics	<ul style="list-style-type: none"> ● Watch the core practical videos online then try and recall key facts. ● A large portion of the exams are based around these and working scientifically so the videos are highly beneficial. ● Make notes, flash cards, mind maps and complete practice questions. <p>AQA Topics to focus on:</p> <ul style="list-style-type: none"> ● Energy: Energy stores, energy transfer, power, specific heat capacity, efficiency, generating electricity (as well as pros and cons of various 	<ul style="list-style-type: none"> ● GCSE core practicals physics playlist ● https://www.bbc.co.uk/bitesize/examspecs/zsc9rdm ● https://app.senecalearning.com/dashboard/class/fqlli5fqzo/assignments/assignment/4de38065-236a-43ab-99a4-d6ac4f432b8c ● Please ask your teacher for a GCSE Knowledge Retriever Booklet Physics ● Past papers and mark schemes available on request

Subject	Revision Advice *How to revise *Key topics to focus on	Revision material *Books *Websites
	<p>sources)</p> <ul style="list-style-type: none"> ● Electricity: Circuits, resistance, current, domestic electricity, static electricity, electric fields ● Particle model of matter: Density, states of matter, specific latent heat, particle motion in gases ● Atomic Structure: History of the atom, structure of the atom, radioactivity, background radiation, nuclear fission and fusion ● Use the STEM function on Tiktok instead of constantly doomscrolling. 	
Drama	<p>Tips for revising:</p> <ul style="list-style-type: none"> ● Reread the play so you know it inside out! ● Revise the key vocabulary for the subject focusing on physical and vocal skills. ● Watch and re-watch your chosen production that you will analyse an actor's performance in. ● Remember this is a streamed production so you have access to it at home. <p>AQA Topics to cover:</p> <ul style="list-style-type: none"> ● Read the play script Blood Brothers (<i>an electronic copy has been shared with you</i>) ● Research past design images for professional productions of this play. ● Research the time period of the play in Liverpool so you have contextual information. 	<ul style="list-style-type: none"> ● https://www.bbc.co.uk/bitesize/examspecs/zrnjwty <p>Videos- Youtube.co.uk to watch the following performances:</p> <ul style="list-style-type: none"> ● Girls Like That, by Evan Placy National Theatre link (also shared via Google classroom)  Girls Like That A Synergy Theatre Project/ Unicorn Theatre prod... ● Noises off, Michael Frayn  Noises Off <p>Book: CGP: GCSE Drama, The revision guide ISBN: 9781782949626</p>

Subject	Revision Advice *How to revise *Key topics to focus on	Revision material *Books *Websites
Sociology	<p>Tips and strategies: Focus on revising both paper 1 families and education and paper 2 crime and social stratification.</p> <ul style="list-style-type: none"> • Use your glossary and Quizlet to learn key terms for MCQs and create your own flashcards. • Using your knowledge booklet from Tutor2U and the AQA revision guide, practise the different tasks available in the revision material column and compare your responses against the model exemplars in the examiners report. • RAG rate your personalised learning checklists - identify/highlight • red those topics you do not know • amber those you are not sure about • green topics you feel confident in • Focus on the red and amber topics first! 	<p>Practise the paper questions on google classroom and compare against the mark schemes.</p> <ul style="list-style-type: none"> • https://classroom.google.com/c/NjM5MjExNjMyNjUy • Practise tasks on Seneca: https://app.senecalearning.com/courses/login • Complete tasks of GCSE Sociology Bitesize: https://www.bbc.co.uk/bitesize/subjects/z33d7ty • Watch the videos and make revision mind maps using the following link: https://www.youtube.com/@allso_ciology • Use the tutor2U knowledge organisers on google classroom or this link for revision blast videos: https://www.tutor2u.net/sociology/collections/quick-revise-aqa-gcse-sociology-revision-blast-videos?srsId=AfmBOopBiftPIPr-ifFwZez6EEektTrnoj8dAdchNRWoLJ5668nT6Ykf
Business	<p>Tips and strategies:</p> <ul style="list-style-type: none"> • Focus on revising topics 1.1 to 1.5 from theme 1 and 2.1 to 2.5 for theme 2. • Use Quizlet and flashcards to learn your key terms in the Pearson revision guide. • Create mind maps using the revision guide for each topic. • Self quiz yourself on the topics and focus on 	<p>Tips:</p> <ul style="list-style-type: none"> • Using your revision guide practise the exemplar questions and compare answers against the model responses provided. • Practise tasks on Seneca: https://app.senecalearning.com/courses/login • Complete tasks of GCSE Business Bitesize: https://www.bbc.co.uk/bitesize/subjects/zpsvr82 • Watch the videos and make revision mind maps using the following link: https://www.youtube.com/@Bizconsesh/playlists

Subject	Revision Advice *How to revise *Key topics to focus on	Revision material *Books *Websites
	<p>completing the past paper questions provided on Google classroom and compare your responses against the mark schemes and exemplar responses.</p> <ul style="list-style-type: none"> ● RAG rate your personalised learning checklists - identify/highlight: ● red those topics you do not know ● amber those you are not sure about ● green topics you feel confident in ● Focus on the red and amber topics first! 	<ul style="list-style-type: none"> ● Businessed for revision resources and activities: https://businessed.co.uk/edexcel-gcse-theory/ ● Practise the past paper questions on Google classroom. https://classroom.google.com/c/NjUwMTM3MzY3OTkz
Religious Studies	<p>Your mock will be a full paper 1 - Christianity</p> <ul style="list-style-type: none"> ● You need to focus on all topics in this part of the specification ● RAG rate your Revision Checklists - identify/highlight ● red those topics you do not know ● amber those you are not sure about ● green topics you feel confident in ● Focus on the red and amber topics first ● Use the resources identified here - and the knowledge organisers provided in class for self quizzing (look, cover, write, correct, repeat.) https://www.youtube.com/watch?v=r966HWW4vgQ ● Initially focus on key terminology. Use 	<ul style="list-style-type: none"> ● Practise tasks on Seneca: https://app.senecalearning.com/teacher/class/coj12gzw2f/overview ● Complete tasks of GCSE RS Bitesize: Select Edexcel Christianity unit - or via this link https://www.bbc.co.uk/bitesize/topics/zh7bxyc ● Watch the videos and make revision mind maps using the following links: ● https://www.truetube.co.uk/search/?sf_s=Christianity&sfm_length=0+500++++&sort_order=relevance+desc ● https://www.bbc.co.uk/teach/class-clips-video/religious-studies-gcse-matters-of-life-and-death/zy24bqt

Subject	Revision Advice *How to revise *Key topics to focus on	Revision material *Books *Websites
	flashcards and mind maps. <ul style="list-style-type: none"> ● Use revision booklets provided. ● Ensure you know main topics, quotes and have practised past papers for the forthcoming mock. 	
Child Development	<p>Your Summer exam will be a full RO57 paper - so you need to focus on all topics in this part of the specification.</p> <ul style="list-style-type: none"> ● RAG rate your Revision Checklists: identify/highlight ● red those topics you do not know. ● amber those you are not sure about ● green topics you feel confident in ● Focus on the red and amber topics first ● Use the resources identified here - and the knowledge organisers provided in class for self quizzing (look, cover, write, correct, repeat.) https://www.youtube.com/watch?v=r966HWW4vgQ ● Initially focus on key terminology in your revision books. Use flashcards and mind maps. ● Use revision booklets provided. ● Ensure you know main topics as shown on the revision checklist/planner in your revision book. 	<ul style="list-style-type: none"> ● Use the following resources: ● Exam practice workbook- Hodder Education- ISBN 978 1 3983 8485 9 ● CD Revision guide and workbook- Cambridge University Press ISBN 978 1 00 912914 5 ● CH My revision notes Hodder ISBN 978 1 3983 5119 6
Geography	<p>Your mock will be a full paper 1 - Global Geographical Issues - so you need to focus on all topics in this part of</p>	Practise tasks on Seneca: https://app.senecalearning.com/teacher/class/f2wgm0awij/overview

Subject	Revision Advice *How to revise *Key topics to focus on	Revision material *Books *Websites
	<p>the specification</p> <ol style="list-style-type: none"> RAG rate your Revision Checklists - identify/highlight red those topics you do not know amber those you are not sure about green topics you feel confident in Focus on the red and amber topics first Use the resources identified here - and the knowledge organisers provided in class for self quizzing (look, cover, write, correct, repeat.) https://www.youtube.com/watch?v=r966HWW4vgQ Initially focus on key terminology. Use flashcards and mind maps. Use revision booklets provided. Ensure you know main topics, quotes and have practised past papers for the forthcoming mock. 	<p>Complete tasks of GCSE Geography Bitesize: Specifically focus on the urbanisation unit https://www.bbc.co.uk/bitesize/topics/zwnm7hv</p> <p>Watch the videos and make revision mind maps using the following links:</p> <p>https://www.youtube.com/watch?v=XCNNKUFBpuM</p> <p>https://www.youtube.com/watch?v=WJGgipuOj2A</p> <p>https://www.youtube.com/watch?v=JVbgqrf0o1o</p> <p>https://www.youtube.com/watch?v=idp8ZlnT-7E</p>
Fine Art	<ul style="list-style-type: none"> Draw first and second hand observations relating to your topic. (<i>Show off your best tonal and textural drawing skills</i>). Take photos to develop your idea for your final piece. (<i>Make sure they are printed to put into</i> 	<ul style="list-style-type: none"> Go to any exhibition, garden, museum, gallery, town centre, urban spaces to source wider contextual resources. Take photos and print. Draw while you are there! Present later in your sketchbook.

Subject	Revision Advice *How to revise *Key topics to focus on	Revision material *Books *Websites
	<p><i>your sketchbook</i>). You can draw/paint from these too.</p> <ul style="list-style-type: none"> ● Draw out composition ideas developed from your sketchbook research. (<i>Draw the placement of images you want to use, showing 2 or 3 different ideas</i>). ● In your compositions explore the best medium (<i>paint, pencils, watercolour, etc</i>) that works best for your final piece in preparation for the exam. ● Make sure you have all your images and research ready for the first day of the exam. You cannot take work home after this, or bring in extra work during the 10 hour exam. 	
Textiles	<p>Experiment with mediums:</p> <ul style="list-style-type: none"> ● drawing on fabric, scrunching textiles, overlapping and glueing fabric and textiles in a unique way, manipulating textiles, and creating independent sewing samples) ● Relate them to your topic, to go in your sketchbook. ● Take photos to develop your idea towards your final piece. (<i>Make sure they are printed to put into your sketchbook</i>). ● Add images that will help develop your final idea and create and practise sewing ideas, or develop sample swatches of textures you will use in your final piece. 	<ul style="list-style-type: none"> ● Go to any exhibition, garden, museum, gallery, town centre, book store to source wider contextual resources relevant to your topic. ● Take photos and print. ● Draw while you are there! ● Present later in your sketchbook.

Subject	Revision Advice *How to revise *Key topics to focus on	Revision material *Books *Websites
	<ul style="list-style-type: none"> ● Make sure you have all your images and research ready for the first day of the exam. ● You cannot take work home after this, or bring in extra work during the 10 hour exam. 	
Sports Studies	<ul style="list-style-type: none"> ● RAG rate your Revision Checklists topics - identify/highlight: ● red those topics you do not know ● amber those you are not sure about ● green topics you feel confident in ● Use the resources linked to help you develop for self quizzing (look, cover, write, correct, repeat.) ● Focus on the red and amber topics first- this is a really useful revision checklist ● And here you have a great help sheet on type of questions <p>Topic area 1: Issues Which Affect Participation in Sport revision booklet</p> <p>Topic area 2: The Role of Sport in Promoting Values revision cards</p> <p>Topic area 3: Implications of Hosting a Major Sporting Event revision poster</p>	<p>Additional reading:</p> <ul style="list-style-type: none"> ● OCR pocket revision cards ● Awareness of contemporary news/issues from the world of sport. ● BBC Sport (website) – https://www.bbc.co.uk/sport ● Sky Sports News – https://www.skysports.com/ ● Sport England = https://www.sportengland.org/ ● You will also have your own copy of the CGP revision guide <p>Youtube videos:</p> <ul style="list-style-type: none"> ● https://www.youtube.com/@PhysEdClips

Subject	Revision Advice *How to revise *Key topics to focus on	Revision material *Books *Websites
	<p>Topic area 4 :Role of NGBs in Development of Sport <u>revision poster</u></p> <p>Topic area 5: Use of Technology in Sport <u>revision cards</u></p>	
Spanish	<ul style="list-style-type: none"> ● Describe a Picture – Find any image (magazine, online, or a photo) and write 3–5 sentences starting with “En la foto hay...”. Include expressions such as <i>parace que</i>, <i>lleva/n</i>, <i>Esta/estan + gerund e.g hablando/jungando/estudiando</i>. ● Keep a diary in Spanish - Write 2–3 sentences about what you did yesterday or plan to do tomorrow, using at least one verb in a different tense. ● Past Paper challenge - Pick one question from a foundation past paper each day (writing/reading) and check your answers carefully. 	<p>Youtube video - Describing a photo: https://www.youtube.com/watch?v=8KGB63Vjzag</p> <p>AQA Past papers : https://www.myexampapers.uk/past-papers/gcse/aqa/spanish/?utm_source=chatgpt.com</p> <p>Spanish Reading Practice: https://www.bbc.co.uk/bitesize/guides/z67rrj6/revision/4</p>